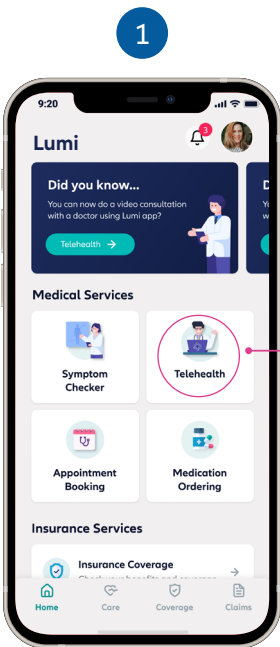
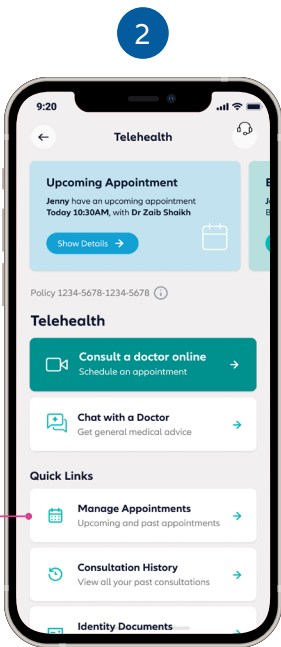


TELEHEALTH

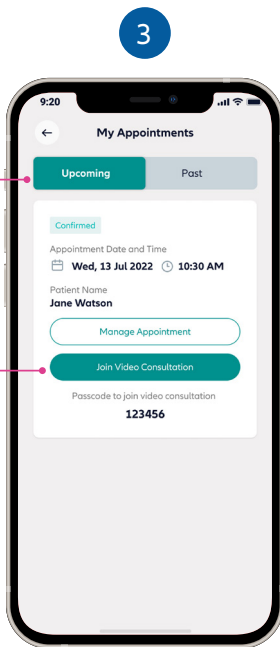
HOW TO JOIN THE APPOINTMENT



Click the 'Telehealth' button on the homescreen.

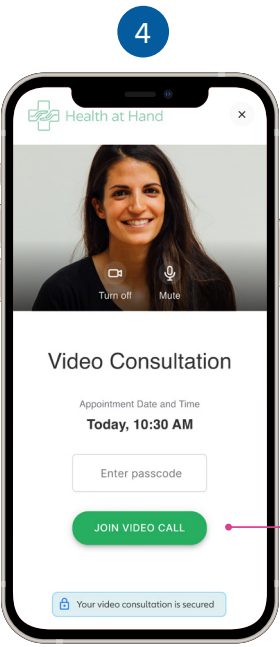


Click on 'Manage Appointments' to schedule an appointment.



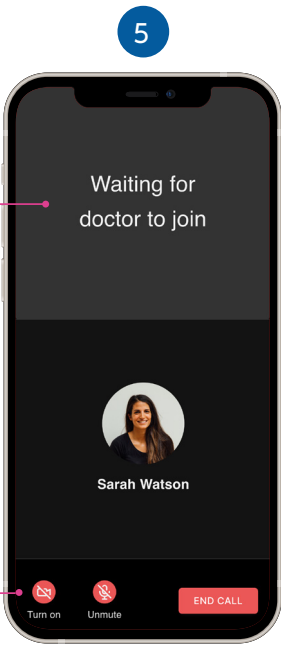
Select the 'Upcoming' tab and click on 'Join Video Consultation'.

Note: You can also access this link via the appointment confirmation email received.




The video consultation link will open. Click on 'Join Video Call'.

Note: You must give the app (or browser) permission to access the mic and camera. You can do this in the device privacy settings before joining the call.



Wait for the doctor to let you into the virtual consultation room.



Once the doctor has let you in, the consultation begins. When the consultation is done click on 'End Call'.